




# Πώς μετράμε υγρά στον ογκομετρικό κύλινδρο



- Κοιτάζουμε το κάτω μέρος του μηνίσκου που εφάπτεται



# Κύλινδρος 0-25 ml ένδειξη 21.5ml



Χ.Καρακώστας


6.6ml



Χ.Καρακώστας

# Κύλινδρος 0-100 ml

53ml




Χ.Καρακώστας

Ποσότητα απροσδιόριστη




Χ.Καρακώστας

97ml




Χ.Καρακώστας

81.5ml



Χ.Καρακώστας


60ml



Χ.Καρακώστας




39m




Χ.Καρακώστας

13ml



Χ.Καρακώστας

6.5ml



Χ.Καρακώστας

Χ.Καρακώστας